

WELCOME TO EYE CENTER OF TEXAS

For your convenience parking at all our locations is free. Food and drinks are not allowed in the office. Some of our patients are very ill; therefore we ask that you **do not bring children** to your appointment. Your appointment may last one to two and a half hours.

To avoid a delay in your appointment time please fill out the enclosed forms and bring them with you to your appointment. A map is also enclosed with your appointment clinic, date and time.

Since you are responsible for payment for our physician's services and any testing done during your visit, please call Eye Center of Texas at 713-797-1010 (ask for the insurance department) with your insurance information. Our insurance person must have your social security number, date of birth, the name of the insured person; if insurance is through your spouse's employment, that person's date of birth and social security number. With this information we can verify your insurance prior to your appointment day. If you gave insurance information to Eye Center of Texas when you made your appointment you don't need to call.

If your insurance carrier is an HMO, you must contact your Primary Care Physician (PCP) who is listed on your insurance card and ask for an **insurance authorization**. If you are not sure about your benefits, call your insurance company (phone number on your insurance card) to find out. We regret that if we do not have your insurance referral from your PCP on your appointment day, we must reschedule your appointment. According to the law (HIPAA) and our office policy, we cannot call your PCP for you.

Very important, if you are a cataract patient, and also wear contact lenses; for hard contacts, you must not wear your contacts for 3 weeks prior to your appointment. If you wear soft contact lenses, you must not wear them for at least 2 weeks prior to your appointment. If you do wear your contact lenses anyway, your testing will not be completed due to your corneal shaping because the technicians will not be able to get the correct readings from the equipment.

Please visit our website at **www.eyecenteroftexas.com** for information about our doctors, clinics & maps, and many other very helpful things. We appreciate your choosing Eye Center of Texas for your medical/surgical eye care.

Cataract Surgery

Will Change The Way
You See The World




★ Leaders ★
in the U.S. for
Laser Cataract
Surgery with the
LenSx® laser

EYE
CENTER
OF
TEXAS

Leaders in Eye Care

eyecenteroftexas.com

Eye Center of Texas | 713-797-1010



It is my pleasure to introduce you to our cataract surgeons, Yasir Ahmed, M.D., Nicholas P. Bell, M.D., Mark L. Mayo, M.D., and Edward C. Wade, M.D., F.A.C.S. Combined, our experienced and skilled surgeons have performed over 120,000 successful cataract surgeries. You can rest assured that you are in good hands.

By receiving this kit, you're on the right track to start preparing for cataract surgery, and for a life with clearer sight! Cataract surgery is one of the most common procedures performed in the US, with almost 4 million completed each year - so you're not alone. There's no better time than now to discover how you could improve your vision, by correcting your cataracts and other eye conditions, like astigmatism, presbyopia, with one procedure.

Additionally, we are pleased to offer another important advancement in cataract surgery: Laser Cataract Surgery using the LenSx[®] laser. With this state-of-the-art laser, we can customize your procedure to your eyes' unique characteristics resulting in better visual outcomes, while potentially making your cataract surgery even safer. By adding computer control to key steps of cataract surgery, the LenSx[®] laser is unquestionably the most technologically advanced option for cataract patients.

I WOULD LIKE TO SHARE WHAT A CATARACT PATIENT WROTE ABOUT HER LIFE-CHANGING EXPERIENCE:

"When the doctor told me I had a cataract I didn't realize having cataract surgery was going to be such a good thing. He told me I was a candidate for multifocal lenses. This has been a remarkable journey; for the first time in my adult life, I don't need glasses to drive, read or work on the computer. I see the world with better vision each and every day."

Over 275 Houston eye doctors refer their patients to the Eye Center of Texas ... who knows more about which surgeons get the best results than other eye doctors who have sent their patients and family members to the Eye Center of Texas for over 20 years.

Again, thank you for scheduling your cataract evaluation with us. We look forward to seeing you soon.

Sincerely,

Claudia Beseda-Burns

Claudia Beseda-Burns

Director of Marketing, Eye Center of Texas

BELLAIRE
713.797.1010 p.
713.357.7276 fax

PASADENA
281.977.8800 p.
281.977.8877 fax

SUGAR LAND
281.277.1010 p.
281.277.4504 fax

CLEAR LAKE
281.332.1397 p.
281.282.9152 fax

KATY
713.797.1010 p.
713.357.7276 fax

THE WOODLANDS/CONROE
713.797.1010 p.
936.647.1620 fax

Correct Your Cataracts and Your Vision


Restoration of vision is accomplished every day through the miracle of cataract surgery.

With over 4 million procedures performed each year, cataract surgery is not only one of the most common surgical procedures in the U.S., but also one of the most of the most successful. Once a cataract has formed, the only way to restore vision is to surgically remove the cloudy lens. Using the newest, most advanced technology your skilled surgeon will safely and gently remove the cataract. The surgery is performed on an outpatient basis and under local anesthesia. The actual surgery takes less than 15 minutes, although you will be at the surgery center longer for pre-op and post-op care. Patients are thrilled to have their vision restored in such a fast, safe, and pain-free manner. They are usually able to resume most normal activities within hours, and frequently have better vision than they had before they developed cataracts.

Years ago, very thick glasses were commonly worn after cataract surgery. However, today we can surgically place a tiny lens, called an Intraocular Lens or IOL, with the custom corrective power you require in the eye itself, thereby eliminating the need for thick glasses. Modern computerized equipment and technology enables us to determine the precise power for your eye. Until recently, most cataract surgery patients did not have a choice of what kind of IOL they received. The standard single focus IOL was used; intended to give clear distance vision but no correction for near vision.

Now, all that has changed. Today's cataract patients have more options and can upgrade to a lens that may offer them better vision! Some patients that have worn glasses for their entire lives are thrilled to discover they can now see without wearing glasses, thanks to their IOL.

Eye Center of Texas has always been a leading innovator in cataract surgery, and we pride ourselves on having the most surgically advanced technology. More eye doctors choose us for themselves and their patients because of our skilled surgeons, technological lenses, and surgical equipment.



Bye-Bye Blades

Laser Cataract Surgery has Revolutionized the Procedure

Traditional basic cataract surgery produces excellent outcomes. However, until recently the major steps of cataract surgery were done using manual techniques. Now we can offer our patients the latest technology, which will set the new standard for safety and precision in cataract surgery: **Laser Cataract Surgery** using a femtosecond laser. The LenSx[®] laser used for cataract surgery patients that choose astigmatism-correcting cataract surgery or surgery with a premium lens offers you a precision-based solution for your vision correction surgery. A bladeless, computer-controlled laser surgery is planned and performed to exacting individualized specification not attainable with other traditional surgical methods. Laser cataract surgery is designed to improve the precision, safety, and accuracy of your cataract surgery.



WHAT IS THE LENSX[®] LASER?

The LenSx[®] laser provides our patients with computer-controlled precision for their cataract surgery. It automates some of the most challenging steps of refractive cataract surgery. This femtosecond laser replaces the traditional hand-held blade to optimize all incisions for enhanced, reproducible surgical results. By adding computer control to key steps of cataract surgery, the LenSx[®] laser is unquestionably the most technologically advanced option for cataract patients.



ORA

It's like a GPS for your Surgeon

It used to be that a surgeon needed to wait weeks after performing surgery to determine your vision results. Thanks to ORA, this is no longer the case. Now, during the procedure, your surgeon can take "real time" measurements of your eye. ORA measurements are taken after the clouded cataract is removed, when the surgeon has a clear view, allowing him to tailor the procedure to your individual eye and refine your visual outcome. You can feel confident that by adding the ORA System, you'll receive the best possible results.

ORA System is a cutting-edge technology that allows your surgeon to take a picture of the eye at the time of surgery to verify that the nearsightedness, farsightedness, or the astigmatism was corrected, and that the exact correct powered Intraocular lens (IOL) was selected. Prior to the ORA System, surgeons were unable to assess the quality of vision during the procedure and would have to wait until weeks after the procedure to determine the accuracy of the results.

Know Your Lens Options



Imagine being able to see your world as well as you did when you were younger, without the help of glasses or contact lenses. Thanks to modern advancements in cataract technology, there's never been a better time to have cataract surgery! You now have many options to choose from that will allow you to not only eliminate cataracts but reduce your dependence on glasses and contacts at the same time.

Our physicians and counselors will help guide you to the option that works best to suite your lifestyle:

MONOFOCAL IOL

During cataract surgery the surgeon uses hand-held instruments and blades to remove your cataract, and in its place a monofocal IOL is used to correct your vision. Monofocal lenses do not correct for astigmatism. Most patients will need glasses for distance and near (bifocals, trifocals, or progressive lenses). Medicare and most insurance carriers recognize this treatment.

MONOFOCAL IOL with LenSx® laser and ORA for Astigmatism Correction

This treatment is a blade free laser guided cataract surgery that gives your surgeon the ability to reduce your astigmatism with accuracy and preciseness. The LenSx® laser, along with the ORA technology will give you the best vision for either distance or near focal points, depending on your vision history.

Sometimes the best visual outcome after cataract surgery is achieved by using a different type of IOL in each eye. For example, you may have more astigmatism in one eye than the other. If this is the case, your doctor may recommend a Toric IOL in that eye, and perhaps a Monofocal IOL in the other eye.

TORIC IOL with LenSx® laser and ORA for Astigmatism Correction

This treatment is also a blade-free laser guided cataract surgery used to treat your astigmatism; however, the Toric IOL is for patients with astigmatism greater than what the laser alone can correct (determined at your evaluation with diagnostic testing). This will give you the best vision for either distance or near focal points, depending on your vision history.

MULTIFOCAL IOL with LenSx® laser and ORA

An idea option for patients who wish to reduce the need for glasses after cataract surgery and provide clear vision at all distances. While none of today's lens options can promise 20/20 vision at all distances, it is wonderful to know that most patients who choose a Multifocal IOL are free of their glasses for most daily activities and are thrilled with their vision after cataract surgery.

Should you choose to enhance your treatment with the LenSx® laser/ORA technology, a Toric IOL or a Multifocal IOL, there are additional expenses not covered by your insurance. We will explain all your treatment options, and any additional costs of the various IOLs and associated services during your initial consultation.

Before Surgery

ANESTHESIA SERVICES

The Eye Center of Texas contracts with several outpatient Surgical Centers. When you schedule your cataract surgery, a choice of surgical centers will be offered to you. **Once you schedule your surgery, the surgical center will contact you directly to discuss any additional fees that are not covered by your insurance company.** Your Surgical Center will provide anesthesia care during your procedure and a Certified Registered Nurse Anesthetist will assess your current medical condition, and monitor heart rate, blood pressure and oxygen during your procedure.



FINANCIAL POLICY

You are responsible for payment for our physician's services and any testing done during your visit. We must have your social security number, date of birth, the name of the insured person; if insurance is through your spouse's employment, that person's date of birth and social security number. With this information we can verify your insurance prior to your appointment.

If your insurance carrier is an HMO, you must contact your Primary Care Physician (PCP) who is listed on your insurance card and ask for an insurance authorization. If you are not sure about your benefits, call your insurance company (phone number on your card) to find out. We regret that if we do not have your insurance authorization form from your PCP on your appointment day, we must reschedule your appointment. This is in accordance with the law (HIPAA) and our office policy. We cannot call your PCP for you. We will assist in every way possible to help you obtain this authorization, but obtaining this authorization is your responsibility. If services are provided and an authorization has not been obtained, you will be responsible for the charges.

Additional fees may include your insurance plan deductible and co-payments, as well as additional tests that will help your surgeon deliver better results. These tests are highly recommended by our doctors. A technician will explain your test options at the beginning of your cataract evaluation. Recommended tests may cost you additional fees that are not covered by insurance.

This may feel like a financial burden for some. Before you worry about the affordability of advanced technology, remember that there are affordable patient financing options to help fit advanced cataract surgery into your budget.

Preparing for your Cataract Evaluation Appointment

CATARACT LIFESTYLE QUESTIONNAIRE

Please complete and bring your Cataract Lifestyle Questionnaire and Medical History forms (found in the back of this folder) to your cataract evaluation. Your doctor will review and utilize the results of your testing and this questionnaire to select the lens best suited to your needs.

IF YOU WEAR CONTACT LENSES

- If you wear hard gas permeable contact lenses, do **not** wear your contacts for three (3) weeks prior to your cataract evaluation.
- If you wear soft contact lenses, do **not** wear your contact lenses for three (3) days prior to your cataract evaluation. If you wear your contact lenses to your cataract evaluation...we will not be able to complete necessary tests because we will not be able to get correct readings.

DISCUSSING YOUR OPTIONS AND SCHEDULING SURGERY

After you meet with our doctors and have decided to proceed with cataract surgery, one of our experienced counselors will review your options and discuss your fees. You will also meet with a surgical coordinator to schedule your surgery, review all instructions, medications and required paperwork. Cataract surgery is performed on one eye at a time. Surgery on the second eye is usually performed two weeks after the first eye.

GENERAL INFORMATION ABOUT YOUR CATARACT EVALUATION APPOINTMENT

- Please fill out the enclosed Lifestyle Questionnaire and Medical History forms and bring them with you to your appointment.
- A map is enclosed with your clinic location, and date and time of your appointment.
- For your convenience, parking at all locations is free.
- **Your appointment may last three (3) to four (4) hours, please be prepared for this.**
- If possible, please only bring one person with you.
- Bring a list of all daily medications.
- Food and drinks are not allowed in the office.
- Please keep your cell phone silent during your visit.
- Some of our patients are elderly; therefore, we ask that you **do not bring children** to your appointment.

NEWS FOR Cataract Patients

If your eye doctor tells you that you have a cataract and it should be removed, it may be frightening to consider. But, once you understand what a cataract is, how it will be removed, and the life-changing benefits cataract surgery can bring, you'll likely wish you'd had the procedure sooner.

Did you know a cataract can progress until eventually there is a complete loss of vision in your eye and neither diet nor medical treatment will make a cataract go away? However, cataract surgery can help restore your vision and we are excited that you have chosen Eye Center of Texas. Our state-of-the-art cataract technology allows our surgeons to perform cataract surgery without the need for needles, sutures, or patches, allowing our patients a rapid and more comfortable recovery.

Our cataract surgeons are Yasir Ahmed, M.D., Nicholas P. Bell, M.D., Mark L. Mayo, M.D. and Edward C. Wade, M.D., F.A.C.S. Combined, our experienced and skilled surgeons have performed over 120,000 successful cataract surgeries. You can rest assured that you are in good hands.

Our practice was one of the first to offer patients the benefits of intraocular lens (IOL) replacement surgery, enhancing the lives of thousands of cataract patients. Our surgeons are Board Certified Ophthalmologist, active members of the American Academy of Ophthalmology and the American Academy of Cataract and Refractive Surgeons.

- CHOOSE THE LENS THAT'S RIGHT FOR YOU -
THE LENS THAT IS BEST SUITED FOR YOUR VISION DEPENDS ON
THE UNIQUE CHARACTERISTICS OF YOUR EYE AND LIFESTYLE.

STANDARD LENSES (SINGLE VISION)...

Will help correct vision but you will find it necessary to wear reading glasses and/or bifocals to have the sharpest vision for both distance and near.

TORIC IMPLANT...

This implant offers clear, crisp distance vision for patients who also have mild to moderate astigmatism. Typically, you will still need to wear reading glasses following surgery.

ADVANCED TECHNOLOGY OR "PATIENTS PREFERRED" VISION IMPLANTS...

These implants will provide you with a full range of vision (near, intermediate and distance). These implants will allow you to perform 90 - 95% of your daily activities without glasses. The effect is permanent and you will have the same results whether you are 45 or 85 years old.

PLEASE VISIT THE FOLLOWING WEBSITES FOR MORE INFORMATION
www.eyecenteroftexas.com • www.acrysofrestor.com

CORNEAL TOPOGRAPHY DIAGNOSTIC TEST

DEAR PATIENT,

The Corneal Topography Test is a computer-assisted method of detailing the shape of the cornea, the clear, front covering of the eye.

The test is used to diagnose, evaluate, monitor, and treat several eye diseases and aid us in the calculations for your cataract surgery.

Our surgeons highly recommend you have this diagnostic test as it will assist them in calculating the astigmatism and the power of your cornea in order to choose the proper implant.

The test will also rule out other eye conditions which may be contributing to your decreased vision and therefore avoid unnecessary procedures.

In addition, Eye Center of Texas offers laser cataract surgery and custom implants that can help decrease or eliminate your eyeglasses and contact lenses for up to 95% of your daily activities. The **TOPOGRAPHY TEST IS REQUIRED** if you choose to have laser cataract surgery, instead of blade cataract surgery, and/or custom implants.

The test **CANNOT BE PERFORMED ONCE YOU ARE DILATED** but you can return on a separate visit if you decide at a later time you want laser cataract surgery or implant options to decrease your dependence on glasses and contact lenses.

Unfortunately, this test is not covered by your insurance provider for the treatment of a cataract. The test is offered at \$95.00/per eye. You would be responsible for payment should you elect to proceed with the recommended diagnostic test.

Should you decline the Corneal Topography Test, we will proceed without it. We do, however, strongly recommend the test in order to provide you with the best surgical options and outcomes.

THANK YOU,

THE DOCTORS AT EYE CENTER OF TEXAS

Yasir Ahmed, M.D. / Nicholas P. Bell, M.D. / Mark L. Mayo, M.D. / Edward C. Wade, M.D., F.A.C.S.

“Although this diagnostic test is not covered by insurance, our surgeons recommend it to all cataract patients. It allows the surgeon to detect subtle conditions that cannot always be detected, and the additional information gives your surgeon the ability to create a more customized surgery plan.”

— Mark L. Mayo, M.D.



EYE CENTER OF TEXAS

Leaders in Eye Care

PATIENT BILLING POLICIES

The best medical is provided based on mutual understanding. We encourage you to discuss any financial concerns you may have regarding our policies with our billing staff.

MEDICAL SERVICES

All patients are expected to pay at the time of their visit. Services covered by your insurance will be billed. We will attempt to verify services your insurance will cover before your visit to our office; however, it is your responsibility to know your own insurance benefits.

METHOD OF PAYMENT

For your convenience, we accept cash, checks, or credit and/or debit cards. Credit/debit cards accepted include Visa, MasterCard, American Express, and Discover. A receipt will be provided regardless of method of payment.

RETURNED CHECKS

We will charge you a fee of \$25.00 for any returned checks.

INSURANCE

We participate in multiple insurance plans and will bill your insurance under these plans accordingly. In this circumstance you are responsible only for applicable copayments, deductibles and fees for non-covered services on the day of your exam. We cannot accept responsibility for negotiating claims with insurance companies. You are responsible for payment of your medical care within a reasonable time, regardless of the status of your claim, therefore any claims unpaid after 60 days will become the patient's responsibility. Services not covered by your insurance are your responsibility. All claims that need to be filed a third time due to no response from your insurance will be subject to a re-filing fee of \$5.00 and added to your balance.

CO-PAYMENTS AND DEDUCTIBLES

When your insurance specifies a co-payment (usually indicated on the identification card), this payment must be made on the day of your exam. When you have a deductible remaining, you will be responsible for paying your deductible amount on the day of the exam as well. Expect to pay any co-pay's or deductibles at check-in.



EYE CENTER^{OF} **TEXAS**

Leaders in Eye Care

WE PARTICIPATE IN MEDICARE

We are participating providers under Medicare. This means we accept the fees set by Medicare for medical services covered by the Medicare program, including surgery. Medicare patients will be responsible only for co-payments, deductibles and non-covered services, such as refractions and non-medical eye exams. We also participate in the Medicaid program for Texas.

PRIOR AUTHORIZATION AND VISION CARE FORMS

Some Health Maintenance Organization (HMO) plans require you to obtain authorization for services from your primary care provider (internist, family practitioner, pediatrician, etc.) before you see an Eye Center of Texas doctor. It is your responsibility to obtain authorization from your primary care provider. This is required by your insurance before you visit our office, even when the visit is for an urgent problem. Contact your insurer if you have any questions, or contact the office of your primary care provider. We will assist in every way possible to help you obtain this authorization but obtaining the authorization is your responsibility. If services are provided and an authorization has not been obtained, you may be responsible for the entire charge.

INSURANCE COUNSELING

Before any surgical procedure or exam that may entail a significant expense, our office will provide insurance coverage information and estimate what, if any, balance may remain once insurance has paid. At your request, we will provide information on coverage to the best of our ability for any examination or procedure we perform, even when not of significant expense. If special financial circumstances warrant an extended payment plan, our staff will be glad to work with you. Since other providers and facilities negotiate their contracts separately, we are not able to provide you exact payment amount due to those providers and facilities. We can only provide you with estimates based on what we have seen with other patients in similar situations and encourage you to contact your carriers and the appropriate facility to obtain specific information.

Additionally, specific situations may arise with your carrier of which we are not made aware until after the service has been provided and billed. For this reason, we can only provide estimates. The specific amounts that are billed, paid by your carrier, and due from you will be reflected on your EOB. You are expected to pay your portion of the bill according to your EOB as determined by your carrier.

REFUNDS

Refunds are processed monthly. If you are due a refund, you may either apply it towards your next visit or request the refund from any of our billing staff. Our billing staff will review your account and process your refund request in a timely fashion. Once complete, a check will be mailed to the address in our system.

WE THANK YOU FOR CHOOSING EYE CENTER OF TEXAS AND LOOK FORWARD TO PROVIDING YOU WITH THE BEST POSSIBLE EYE CARE.

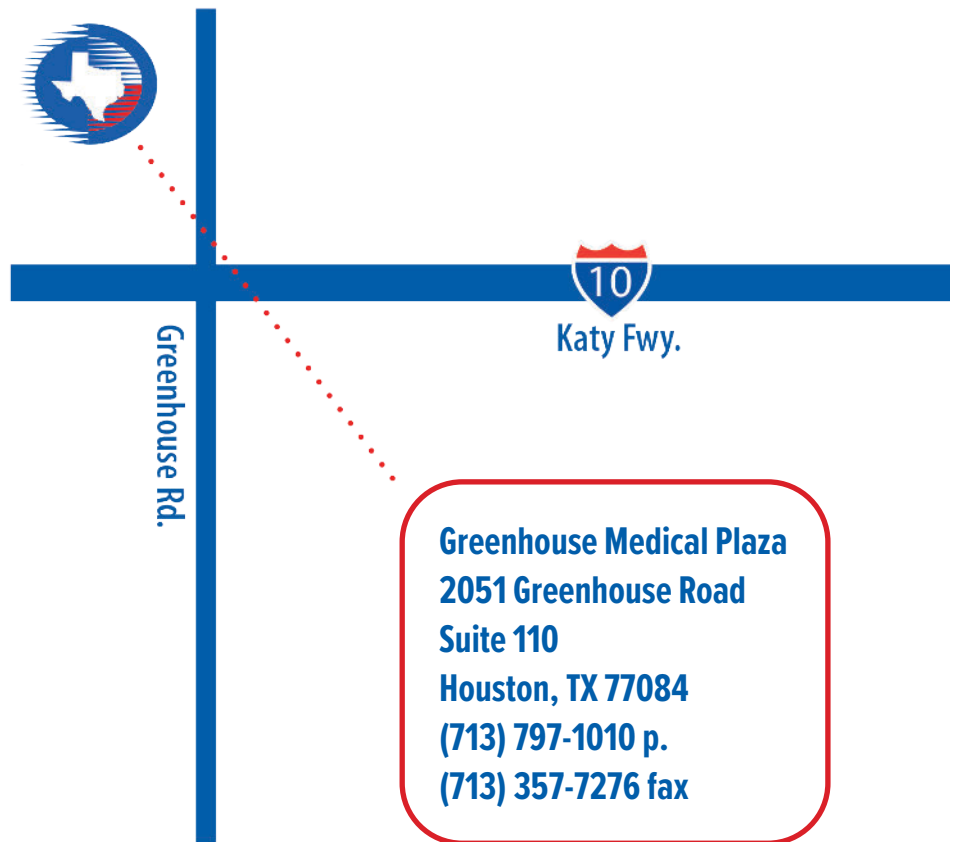


Katy Clinic

2051 GREENHOUSE ROAD | SUITE 110 | HOUSTON, TX 77084

DIRECTIONS FROM

- Exit Greenhouse Rd
- North on Greenhouse Rd
- Travel 0.4 mile, our building will be on your left.



Greenhouse Medical Plaza
2051 Greenhouse Road
Suite 110
Houston, TX 77084
(713) 797-1010 p.
(713) 357-7276 fax

**CLICK FOR
DIRECTIONS**

KATY CLINIC
713-797-1010
www.eyecenteroftexas.com