

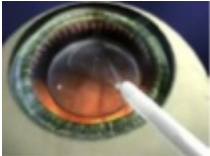

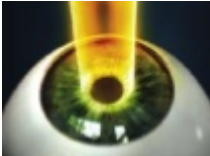
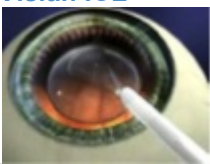

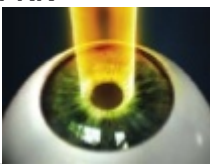


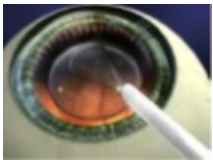

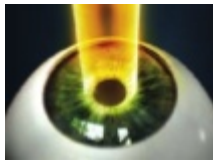
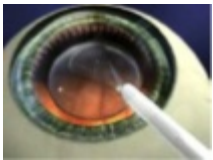

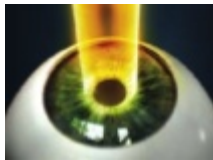
Refractive Vision Correction Options

The Advantages

Visian vs Other

What is Visian ICL?

Quality of Vision	Visian ICL 	LASIK 	PRK 
High definition vision	Excellent	Good	Good
Clarity of vision	Excellent	Good	Good
Contrast	Excellent	Good	Good
Night vision	Excellent (1)	24% reported a reduction (2)	Over 16% reported a reduction (3)
Predictable outcomes	Highly predictable (1)	Less predictable with higher vision correction (4)	Less predictable with higher vision correction (5)
Patient Experience	Visian ICL 	LASIK 	PRK 
Outpatient procedure	Yes	Yes	Yes
15-20 minute surgery	Yes	Yes	Yes
Local anesthesia	Yes	Yes	Yes
Minimally invasive	Yes, 3 mm opening	Yes, 7-9.5mm corneal flap	Yes
The "Wow" of immediate visual acuity	Yes	Yes	Blurry fluctuating vision up to 3 months
1-2 day short recovery time	Yes	Yes, with additional 1-2 weeks for "flap" healing	Delayed visual recovery up to 4 wks.
Contributes to "Dry Eye"	No	Yes, over 29% report some occurrence (3)	Yes, occurrences during the recovery period

Future Vision Versatility	Visian ICL 	LASIK 	PRK 
Removable	Yes	No, corneal tissue cannot be replaced	No, corneal tissue cannot be replaced
Vision correction flexibility	Yes, removability does not limit future treatment options	Limited if additional treatments involve the cornea	Limited if additional treatments involve the cornea
UV protection	Yes, blocks 100% of harmful UVA and UVB light (6)	No	No
Patient Types	Visian ICL 	LASIK 	PRK 
Mild to moderate nearsightedness	Yes	Yes	Yes
High nearsightedness	Yes	Limited by corneal thickness and pupil size	Limited by corneal thickness and pupil size
Thin cornea	Yes	Limited range of nearsighted correction	Limited range of nearsighted correction
Large pupil	Yes	Greater chance of increased unwanted aberrations	Greater chance of increased unwanted aberrations